

KATATIPIS®

CREATING SPACES OF WONDER

THE MIDI HAT KATA TIPI



“

The Midi Hat Kata developed by Kata Tipis is one of the most exciting developments in the industry yet



MIDI EVOLUTION

THE MIDI HAT KATA TIPI

Over the years our Giant Hat Kata Tipi has been the default option for multiple linked Tipi set-ups, with a design that allows the sides to be raised or linked to other Tipis, creating beautiful expansive event spaces.

Our Midi has ably fulfilled the role of little brother, adding a uniqueness and charm to the family. Built either on it's own or as an addition to a Giant Hat set up, the Midi Kata Tipi provides a cosy & beautiful space for a smaller gathering or a cosy chill-out space.

We listened to our customers suggestions for new ways to use a Midi Kata, from linking them in different combinations, to providing a smaller, more intimate yet linked space.

You asked, we listened.... And the **Midi Hat Kata Tipi** was born.

Taking the unique design elements of the Giant Hat Kata, the Midi Hat Kata's design allows for the sides to be raised, but it also allows as many tipis as you desire to be joined together, Midi to Giant, Midi to Midi etc, Arc & triangle combinations.

Due to the reduced size & weight of the Midi Hat Kata Tipi, set-up times are greatly reduced, requiring less manpower, less time working at height and no longer needing to use a triple-axle trailer for transportation, making them a viable option for smaller functions still wanting a multi-Tipi set-up.

CUSTOMER VIEW

“We were one of the first tipi hire companies in the UK and have been in the industry for nearly 10 years.

We now use Kata Tipis, as the quality of their products is excellent and their canvases fit on on our previous suppliers pole sets.

I believe the Midi Hat Kata developed by Kata Tipis is one of the most exciting developments in the industry yet.

The ease of transportation and install, as well as the application to new customers, is huge for my business. It seamlessly links to the Giants tipis, and has the ability to have an exit from the “Chill out area”, which is vital for fire regulations.

DUNCAN WARING
PEAKTIPIS OWNER



NEW POSSIBILITIES

TRANSFORM YOUR BUSINESS



REDUCED INSTALL TIME

The Midi Hat Kata has been reduced in size to make the majority of tasks a one, as opposed to a two man role. This significantly reduces the install time, saving on your biggest cost....labour.



EASY TO TRANSPORT

The reduction of the main pole length and weight, means up to three Midi Hat Kata Tipis can be transported on a 3.5 tonne flat bed truck. This means you don't need a trailer, a specialist licence or a Tachograph.



WORKING FROM THE GROUND

The reduced size of the Midi Hat Kata means the majority of construction and strapping can be done from standing on the floor. No more using and moving ladders on the job. Improving safety and reducing time.



SUPERIOR LINKING

The Midi to Giant Link is much simpler, neater and quicker than linking other "chill out" tipis. It also allows both tipis to have a lifted entrance and exit. This makes tipi configurations much more flexible in awkward locations.



SMALLER TEAM

Erecting a Midi Hat Kata is a two person task vs a three/four person for a Giant Tipi.



INCREASED RENTALS

Perfect for smaller weddings, where the customer wants the impact of multiple tipis. Garden parties are now viable with the reduced diameter. As well as, smaller corporate events and festivals who demand a more intimate but impactful space.

“

The Midi Hat Kata Links seamlessly with a Giant Kata.
It's easy, quick and above all a great looking join



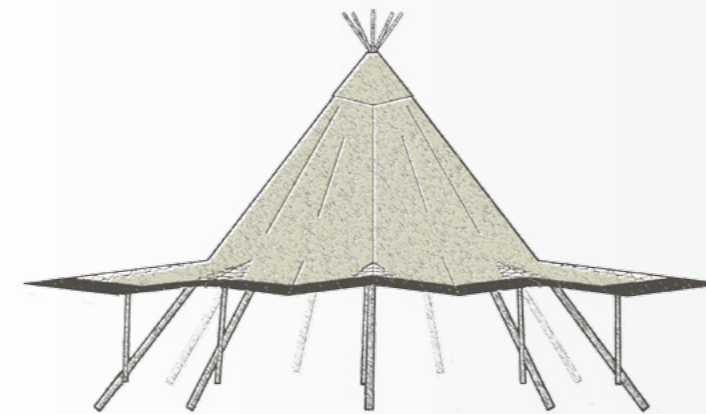


THE MIDI HAT KATA TIPI

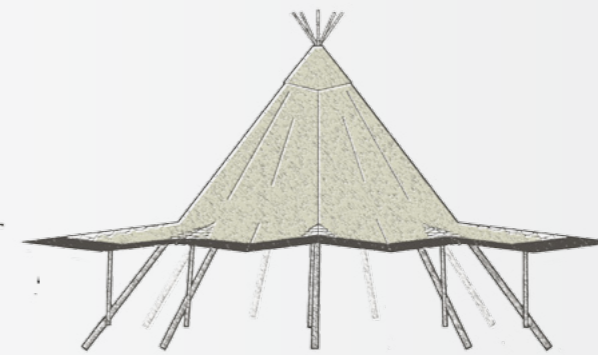


- PRICING FROM £7,995 -

GIANT HAT KATA

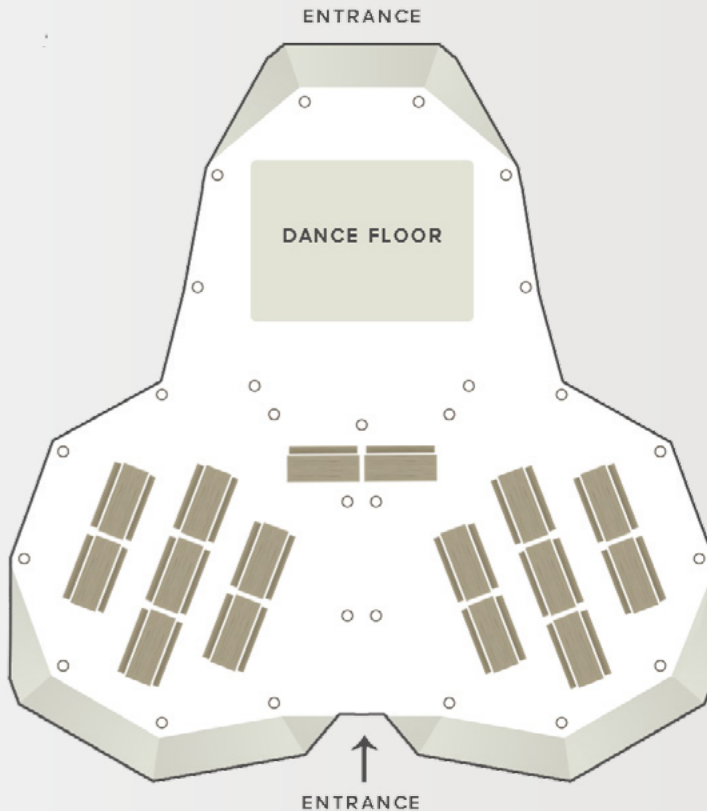


MIDI HAT KATA



FLOOR PLAN (TRIANGLE)

- Example floor plan of three Midi hats linked
- Seating 102 (seated 6/8 per table)
- Dual entrance/ fire exit



COMPARISON	GIANT HAT KATA	MIDI HAT KATA
Diameter (sides down) (m/ft)	10.3 / 34	8.8 / 42
Diameter (sides up) (m/ft)	12.8 / 42	10.9 / 36
Height (m/ft)	7.7 / 25	6.7 / 22
Covered area (m ² /sqft)	80 / 710	56 / 600
Capacity seated (sides down)	72	56
Capacity seated (sides up)	128	80
Man power	3	2
Time to build (hours)	2	1
Longest Pole (m/ft)	8.3 / 27	6.9 / 23
Total Weight (kg)	600	350
Modular	YES	YES

KATATIPIS®